





# Pallet Labels and Placards

## Pallet Labels

A pallet label is **required** to be used when shipping unitized items to the Walmart Distribution and Fulfillment Centers. The pallet label **requires** the same information as the shipping label. The pallet label also **requires** the total number of cases on the pallet.

The 14-digit case GTIN or the GS1-128 barcode are both acceptable barcode formats for the single SKU pallet label. A Mixed Item pallet label is **NOT ALLOWED** to contain the GTIN in ITF-14 format.

- If a unitized load is made up of one item, the label is **required** to list the Walmart item number below the purchase order number. If more than one item is on the pallet, the WMIT is **required** to read Mixed Pallet.
- Pallet labels are **required** to be placed on at least 2 adjacent sides of the pallet on the upper right side in between layers of stretch wrap.

Ship Form: Any Vendor Any Address City, State, Zip	Ship To: <b>Walmart GDC 0000A - ASM DIS</b> 5841 SW Regional Airport Blvd Bentonville, AR 72712
POSTAL CODE (420) 72712 	CARRIER Carrier Name PRO: 1234567890 B/L: 1234567890
GDC# TYPE DEPT ORDER# <b>0000 0033 00012 1234567890</b>	
WMIT: 001286123 # of cases: (48 cases)	
	
0 00 12345 67890 5	

Single SKU Pallet Label

Ship Form: Any Vendor Any Address City, State, Zip	Ship To: <b>Walmart GDC 0000A - ASM DIS</b> 5841 SW Regional Airport Blvd Bentonville, AR 72712
POSTAL CODE (420) 72712 	CARRIER Carrier Name PRO: 1234567890 B/L: 1234567890
GDC# TYPE DEPT ORDER# <b>0000 0033 00012 1234567890</b>	
WMIT: MIXED PALLET # of cases: (48 cases)	
<b>MIXED PALLET</b>	
	
(00)006141411234567890	

Mixed Pallet Label



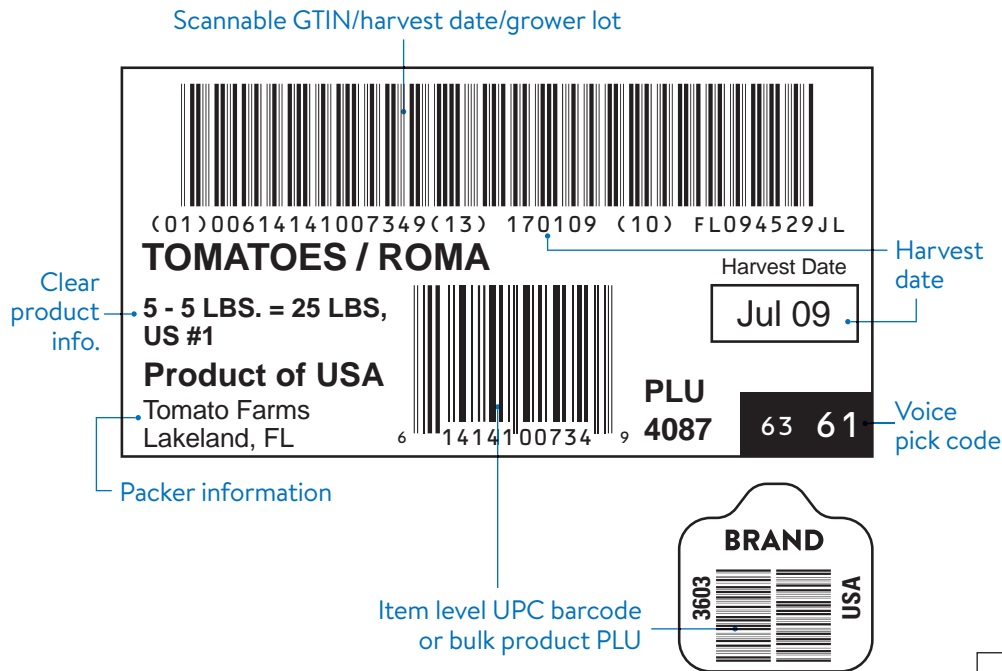
GS1-128 barcode  
recommended  
for Mixed Pallet Label

# Produce Case Label - Produce Traceability Initiative (PTI)

## PTI Case Label

The PTI case label provides industry standard data to speed the inventory flow of highly perishable products through the supply chain. The information on the PTI must be both scannable and readable. Produce Suppliers are **required** to submit Advance Ship Notice (ASN) through EDI. The ASN provides advanced visibility to incoming shipments. The PTI case label replaces the requirement of applying a GTIN in ITF-14 format.

For industry information and standards specifications such as label size and formatting, refer to [www.gs1us.org](http://www.gs1us.org) and [www.produceTraceability.org](http://www.produceTraceability.org).



## PTI Pallet Label and ASN Barcode

The pallet label along with the ASN GS1-128 SSCC-18 barcode aids in a faster receiving process and better inventory management. Contact the Walmart EDI help desk for ASN on-boarding. Pallet labels are **required** on two adjacent sides of the pallet.



FROM Supplier Name Street Address City, State, Zip	TO Customer DC 0000 Street Address City, State, Zip
SHIP TO POST (00) 000000	CARRIER Carrier Name PRC: 0000000000 B/L: 000000
PO: 000-000000-0 DEPT: 092	
Store Number (00) 0000	Customer Store 0000 Street Address City, St, Zip
SSCC (00) 0 0000000 000000000 0	

- For questions regarding the electronic submission of ASNs, contact EDI Support at 479-273-8888
- For questions regarding PTI labels, contact [asnptimail@walmart.com](mailto:asnptimail@walmart.com).
- Refer to the Temperature receiving chart in Appendix D for required receiving temperature

# Produce Shipments

## Inbound pallet loads for produce and reusable plastic containers (RPCs)

- Stack RPCs by layer on a 48" x 40" Grade A pallet.
- Ensure all RPCs interlock for a more secure pallet.
- Cross-stack when applicable for greater pallet stability.
- Cases are **required** to withstand clamping equipment.
- Secure pallet using corner boards, plastic bands, and stretch wrap. Product that requires unrestricted airflow is **required** to be secured to the pallet with ventilated stretch wrap.
- Metal bands and clip seals are **NOT ALLOWED**.

- Straps are **required** to run horizontally and be placed at the base, middle, and top of the pallet.
- Shipments may be refused or rejected if not properly secured on the pallet. Less than layer case quantities are **required** to be secured to the pallet.
- Produce pallets should be trailer loaded in a pinwheel pattern to reduce trailer air space and prevent shifting.
- Single pallet positions should be loaded to one side of the trailer and secured with airbags or load locks.
- Netting and twine for pallet containment is **NOT ALLOWED**.

## Fiber Corner Boards


In order to increase recyclability, we strongly encourage the use of corner boards made of 100% plastic or 100% fiber. Mixed material corner boards such as composite or those with a metal or plastic interior and fiber exterior cannot be recycled from our DCs and stores.

- Can be unwrapped (natural fiber) or wrapped (white)
- Prefer no logos or other colors
- Metal or composite corner boards are **NOT ALLOWED**
- Can be polycoate

Suppliers have the responsibility to ensure length, width and thickness of corner board is designed to properly protect and support the product.



**CORRECT**  
Uses corner boards,  
plastic bands, and  
stretch wrap



**INCORRECT**  
Not secured  
to the pallet